




District Health Assessment for Multiple District 305 through October 2025

District Name	Status/ Number of Months in Status *	Clubs							Membership							Member Strength		Cancellation		Reports			Finance	Leadership			
		Active Clubs	Clubs in Status Quo	Total Clubs	% Status Quo Clubs in Financial Suspension	New Clubs	Cancelled Clubs	YTD Net Club Gain/Loss	Current Members In Active Clubs	Current Members In Status Quo Clubs	Current Total Members Count	YTD Add	YTD Drop	YTD NetGrowth (includes Active and Status Quo)	YTD NetGrowth% (includes Active and Status Quo)	Member Count 12 Months Ago	Average Member Count Per Club	% of Clubs with less than 20 members	Average Cancelled Club Age	Members Lost Due to Cancelled Clubs	% of Clubs Reporting Service	% No MMR in 3 Months	% No Officer Report in 12 months	% of Clubs with balance 90+ days	Number of Zone Chairs Recorded	Number of Region Chairs Recorded	District Officers Vacancies **
305 N1		118	0	118	0%	3	1	2	2554	0	2554	237	42	195	8.27%	2,297	22	46%	5	0	52%	65%	8%	19%	15	0	
305 N2		117	1	118	100%	5	0	5	1772	20	1792	217	24	193	12.07%	2,342	15	68%	0	0	42%	60%	8%	37%	29	9	GST
305 S		88	0	88	0%	2	2	0	1293	0	1293	101	52	49	3.94%	1,227	15	70%	43	3	38%	74%	11%	58%	16	5	
		323	1	324	100%	10	3	7	5619	20	5639	555	118	437	8.40%	5,866	17	60%	30	3	44%	66%	9%	36%	60	14	




District Health Assessment for Multiple District 306 through October 2025

		Clubs							Membership							Member Strength		Cancellation		Reports			Finance	Leadership			
District Name	Status/ Number of Months in Status *	Active Clubs	Clubs in Status Quo	Total Clubs	% Status Quo Clubs in Financial Suspension	New Clubs	Cancelled Clubs	YTD Net Club Gain/Loss	Current Members In Active Clubs	Current Members In Status Quo Clubs	Current Total Members Count	YTD Add	YTD Drop	YTD NetGrowth (includes Active and Status Quo)	YTD NetGrowth% (includes Active and Status Quo)	Member Count 12 Months Ago	Average Member Count Per Club	% of Clubs with less than 20 members	Average Cancelled Club Age	Members Lost Due to Cancelled Clubs	% of Clubs Reporting Service	% No MMR in 3 Months	% No Officer Report in 12 months	% of Clubs with balance 90+ days	Number of Zone Chairs Recorded	Number of Region Chairs Recorded	District Officers Vacancies **
306 D1		60	0	60	0%	6	0	6	1591	0	1591	261	92	169	11.88%	1,324	27	32%	0	0	55%	30%	5%	35%	16	8	
306 D2		70	0	70	0%	2	0	2	1616	0	1616	98	102	-4	-0.25%	1,736	23	43%	0	0	99%	34%	4%	49%	18	8	
306 D3		79	0	79	0%	4	0	4	2216	0	2216	178	59	119	5.67%	1,904	28	16%	0	0	82%	58%	18%	81%	19	9	
DISTRICT 306 D4		53	0	53	0%	2	1	1	1258	0	1258	146	53	93	7.98%	1,448	24	49%	3	0	58%	36%	4%	49%	13	7	
DISTRICT 306 D5		49	0	49	0%	9	1	8	1784	0	1784	329	140	189	11.85%	1,328	36	10%	6	0	67%	39%	2%	61%	13	7	
DISTRICT 306 D6		81	0	81	0%	1	3	-2	2007	0	2007	195	159	36	1.83%	2,204	25	37%	14	84	81%	32%	7%	48%	19	10	
DISTRICT 306 D7		72	0	72	0%	0	4	-4	1830	0	1830	118	136	-18	-0.97%	1,934	25	42%	22	67	82%	44%	7%	58%	18	10	
DISTRICT 306 D8		57	0	57	0%	1	2	-1	1468	0	1468	121	26	95	6.92%	1,337	26	35%	5	3	89%	37%	19%	67%	13	7	
DISTRICT 306 D9	(4)	44	0	44	0%	1	1	0	1025	0	1025	99	51	48	4.91%	1,024	23	34%	4	25	36%	39%	14%	75%	10	5	
DISTRICT 306 D10	(4)	38	0	38	0%	2	1	1	889	0	889	123	312	-189	-17.53%	1,123	23	37%	19	18	37%	53%	5%	74%	15	7	
DISTRICT 306 D11	(4)	46	0	46	0%	3	1	2	1096	0	1096	149	21	128	13.22%	1,048	24	37%	1	8	61%	35%	9%	41%	13	6	
DISTRICT 306 D12		44	0	44	0%	2	1	1	1516	0	1516	170	17	153	11.23%	1,200	34	23%	2	2	39%	34%	14%	64%	14	7	
		693	0	693	0%	33	15	18	18296	0	18296	1987	1168	819	4.69%	17,610	26	33%	12	207	70%	39%	9%	58%	181	91	



District Health Assessment for Multiple District 315 through October 2025

		Clubs							Membership							Member Strength		Cancellation		Reports			Finance	Leadership			
District Name	Status/ Number of Months in Status *	Active Clubs	Clubs in Status Quo	Total Clubs	% Status Quo Clubs in Financial Suspension	New Clubs	Cancelled Clubs	YTD Net Club Gain/Loss	Current Members In Active Clubs	Current Members In Status Quo Clubs	Current Total Members Count	YTD Add	YTD Drop	YTD NetGrowth (includes Active and Status Quo)	YTD NetGrowth% (includes Active and Status Quo)	Member Count 12 Months Ago	Average Member Count Per Club	% of Clubs with less than 20 members	Average Cancelled Club Age	Members Lost Due to Cancelled Clubs	% of Clubs Reporting Service	% No MMR in 3 Months	% No Officer Report in 12 months	% of Clubs with balance 90+ days	Number of Zone Chairs Recorded	Number of Region Chairs Recorded	District Officers Vacancies **
315A1	T(23)	145	0	145	0%	11	0	11	2849	0	2849	646	188	458	19.16%	2,834	20	55%	0	0	27%	54%	10%	79%	34	18	
315A2		118	0	118	0%	4	1	3	2962	0	2962	191	142	49	1.68%	3,391	25	47%	7	61	76%	55%	8%	58%	0	0	
315A3		41	0	41	0%	2	0	2	977	0	977	95	32	63	6.89%	916	24	29%	0	0	7%	46%	24%	85%	0	1	
315B1		188	0	188	0%	4	0	4	5140	0	5140	121	37	84	1.66%	3,610	27	25%	0	0	6%	79%	16%	93%	0	0	
315B2		202	0	202	0%	1	0	1	4354	0	4354	548	1017	-469	-9.72%	4,105	22	49%	0	0	4%	49%	4%	96%	4	2	
315B3		110	0	110	0%	2	2	0	1954	0	1954	209	515	-306	-13.54%	2,229	18	46%	7	141	5%	33%	8%	89%	0	0	GMT
315B4		116	0	116	0%	4	0	4	3812	0	3812	342	21	321	9.20%	3,218	33	16%	0	0	40%	54%	5%	62%	30	15	
		920	0	920	0%	28	3	25	22048	0	22048	2152	1952	200	0.92%	20,303	24	39%	7	202	22%	55%	9%	82%	68	36	




District Health Assessment for Multiple District 325 through October 2025

District Name	Status/ Number of Months in Status *	Clubs							Membership							Member Strength		Cancellation		Reports			Finance		Leadership		
		Active Clubs	Clubs in Status Quo	Total Clubs	% Status Quo Clubs in Financial Suspension	New Clubs	Cancelled Clubs	YTD Net Club Gain/Loss	Current Members In Active Clubs	Current Members In Status Quo Clubs	Current Total Members Count	YTD Add	YTD Drop	YTD NetGrowth (includes Active and Status Quo)	YTD NetGrowth% (includes Active and Status Quo)	Member Count 12 Months Ago	Average Member Count Per Club	% of Clubs with less than 20 members	Average Cancelled Club Age	Members Lost Due to Cancelled Clubs	% of Clubs Reporting Service	% No MMR in 3 Months	% No Officer Report in 12 months	% of Clubs with balance 90+ days	Number of Clubs of Zone Chairs Recorded	Number of Clubs of Region Chairs Recorded	District Officers Vacancies **
325 C		159	0	159	0%	8	2	6	3299	0	3299	467	228	239	7.81%	3,106	21	43%	4	30	62%	48%	5%	69%	39	17	
325 D		69	0	69	0%	2	0	2	1619	0	1619	140	31	109	7.22%	1,659	23	29%	0	0	72%	51%	9%	58%	16	8	
325 E		136	2	138	100%	8	4	4	2017	28	2045	326	243	83	4.23%	2,069	15	67%	2	30	27%	63%	12%	60%	25	12	
325 F		125	0	125	0%	19	1	18	2553	0	2553	568	72	496	24.11%	2,379	20	33%	5	6	48%	57%	2%	42%	30	14	
325 G		176	0	176	0%	10	3	7	3161	0	3161	398	270	128	4.22%	3,020	18	53%	11	19	29%	65%	14%	82%	40	20	
325 H		119	0	119	0%	6	0	6	2509	0	2509	318	36	282	12.66%	2,520	21	45%	0	0	46%	60%	8%	71%	24	12	
325 I		269	0	269	0%	29	3	26	5342	0	5342	982	224	758	16.54%	4,736	20	45%	5	11	55%	56%	12%	43%	71	32	
325 J		144	0	144	0%	16	4	12	3264	0	3264	427	130	297	10.01%	2,934	23	22%	5	48	56%	71%	12%	51%	37	17	
325 K		175	0	175	0%	25	3	22	4083	0	4083	726	103	623	18.01%	3,603	23	23%	5	23	57%	54%	6%	45%	38	19	
325 L		111	0	111	0%	5	1	4	2401	0	2401	270	88	182	8.20%	2,344	22	37%	3	18	50%	45%	5%	64%	38	18	
325 M		144	1	145	100%	6	4	2	3418	14	3432	276	161	115	3.47%	3,437	24	36%	3	59	61%	50%	4%	39%	59	28	
325 N		122	0	122	0%	9	3	6	2257	0	2257	337	49	288	14.63%	2,267	19	53%	5	19	52%	71%	6%	55%	36	15	
325 P		155	0	155	0%	11	1	10	3578	0	3578	448	32	416	13.16%	3,357	23	34%	2	3	81%	53%	11%	28%	38	17	
325 R		185	0	185	0%	18	2	16	4362	0	4362	760	112	648	17.45%	3,862	24	24%	5	22	79%	41%	3%	36%	51	24	
325 S		149	1	150	100%	21	1	20	2163	11	2174	566	180	386	21.59%	1,860	15	62%	1	23	40%	65%	23%	57%	0	0	2nd VDG
		2238	4	2242	100%	193	32	161	46026	53	46079	7009	1959	5050	12.31%	43,153	21	41%	5	311	54%	57%	9%	52%	542	253	




District Health Assessment for Multiple District 325 through October 2025

<div></div> <div>Status/ District Name of Months in Status *</div>		Clubs							Membership							Member Strength		Cancellation		Reports			Finance	Leadership			
		Active Clubs	Clubs in Status Quo	Total Clubs	% Status Quo Clubs in Financial Suspension	New Clubs	Cancelled Clubs	YTD Net Club Gain/ Loss	Current Members In Active Clubs	Current Members In Status Quo Clubs	Current Total Members Count	YTD Add	YTD Drop	YTD NetGrowth (includes Active and Status Quo)	YTD NetGrowth% (includes Active and Status Quo)	Member Count 12 Months Ago	Average Member Count Per Club	% of Clubs with less than 20 members	Average Cancelled Club Age	Members Lost Due to Cancelled Clubs	% of Clubs Reporting Service	% No MMR in 3 Months	% No Officer Report in 12 months	% of Clubs with balance 90+ days	Number of Zone Chairs Recorded	Number of Region Chairs Recorded	District Officers Vacancies **
351		128	1	129	100%	3	0	3	2343	1	2344	242	58	184	8.52%	2,126	18	60%	0	0	45%	52%	3%	25%	39	18	
		128	1	129	100%	3	0	3	2343	1	2344	242	58	184	8.52%	2,126	18	60%	0	0	45%	52%	3%	25%	39	18	



District Health Assessment for Ident 5791 - BAHRAIN - UND through October 2025

<div></div> <div>Status/ District Name</div> <div>Number of Months in Status *</div>		Clubs							Membership							Member Strength		Cancellation		Reports			Finance	Leadership			
		Active Clubs	Clubs in Status Quo	Total Clubs	% Status Quo Clubs in Financial Suspension	New Clubs	Cancelled Clubs	YTD Net Club Gain/ Loss	Current Members In Active Clubs	Current Members In Status Quo Clubs	Current Total Members Count	YTD Add	YTD Drop	YTD NetGrowth (includes Active and Status Quo)	YTD NetGrowth% (includes Active and Status Quo)	Member Count 12 Months Ago	Average Member Count Per Club	% of Clubs with less than 20 members	Average Cancelled Club Age	Members Lost Due to Cancelled Clubs	% of Clubs Reporting Service	% No MMR in 3 Months	% No Officer Report in 12 months	% of Clubs with balance 90+ days	Number of Zone Chairs Recorded	Number of Region Chairs Recorded	District Officers Vacancies **
Ident 5791 - BAHRAIN		2	0	2	0%	0	0	0	39	0	39	0	0	0	0.00%	43	20	50%	0	0	0%	50%	50%	50%	0	0	
		2	0	2	0%	0	0	0	39	0	39	0	0	0	0.00%	43	20	50%	0	0	0%	50%	50%	50%	0	0	



District Health Assessment for Ident 5943 - UNITED ARAB EMIRATES - UND through October 2025

Status/ District Name of Months in Status *		Clubs							Membership							Member Strength		Cancellation		Reports			Finance	Leadership			
		Active Clubs	Clubs in Status Quo	Total Clubs	% Status Quo Clubs in Financial Suspension	New Clubs	Cancelled Clubs	YTD Net Club Gain/ Loss	Current Members In Active Clubs	Current Members In Status Quo Clubs	Current Total Members Count	YTD Add	YTD Drop	YTD NetGrowth (includes Active and Status Quo)	YTD NetGrowth% (includes Active and Status Quo)	Member Count 12 Months Ago	Average Member Count Per Club	% of Clubs with less than 20 members	Average Cancelled Club Age	Members Lost Due to Cancelled Clubs	% of Clubs Reporting Service	% No MMR in 3 Months	% No Officer Report in 12 months	% of Clubs with balance 90+ days	Number of Zone Chairs Recorded	Number of Region Chairs Recorded	District Officers Vacancies **
Ident 5943 - UNITED ARAB EMIRATES		14	0	14	0%	0	0	0	375	0	375	35	11	24	6.84%	366	27	21%	0	0	7%	43%	0%	14%	0	0	
		14	0	14	0%	0	0	0	375	0	375	35	11	24	6.84%	366	27	21%	0	0	7%	43%	0%	14%	0	0	

\* - District Status: P - Provisional, T - Transitional.  
\*\* - District Officers Vacancies: DG - District Governor, 1st VDG - First Vice District Governor, 2nd VDG - Second Vice District Governor.